

TECHNICAL PARAMETERS Vibration exciter S 54216-130

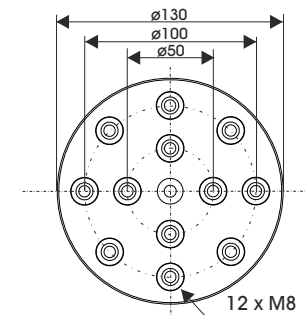
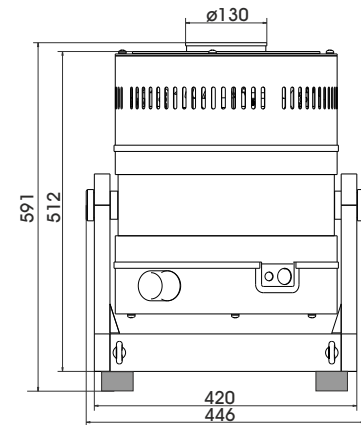
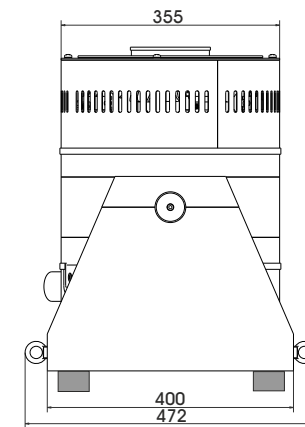
Rated peak force Sine _{pk} /Random _{RMS} ¹ /Shock _{pk} ²	1600/1000/2000 N
Frequency range	2 - 3500 Hz
Main resonance frequency	> 3000 Hz
Max. displacement Peak-Peak	25.4 mm
Max. velocity Sine/Random/Shock	1.5/1.5/2.0 m/s
Max. acceleration Sine/Random/Shock	60/40/80 g
Suspension stiffness	22 N/mm
Effective moving mass (±5%)	2.6 kg
Max. payload	20 kg
Total mass	188 kg
Magn. stray field ³	< 8.5 mT
Armature diameter	130 mm
Min. required compressed air supply	600 kPa
Interlocks	Field coil temperature, displacement, cooling air, overcurrent, compressed air

1) Random force according to ISO 5344:2004

2) Theoretical maximum shock value. Depends on payload, amplifier, shock and shock width

3) measured at 150 mm above armature

For long-term tests, the load must be reduced to 80 %. Continuous operation at maximum load can cause damage.



Armature 130 (Standard)

SCOPE OF DELIVERY, OPTIONS AND FEATURES OF THE SYSTEM

<p>Scope of delivery:</p> <ul style="list-style-type: none"> Vibration exciter 1600 N Trunnion mount Power amplifier 1200 VA Field power supply (FPS) Cooling blower Connection cable (5 m) Power cables (each 1.5 m) for amplifier and FPS (CEE 7/7 connector) Blower hose ø50 mm (5 m) Compressed-air hose NW 7,2 (Standard) (3 m) 	<p>Options:</p> <ul style="list-style-type: none"> Different thread inserts in the armature at customer request Squeak&Rattle (Silent operation without blower) 19" Rack for integrating of amplifier/FPS Thermobarrier (-40°C to +140°C) Chamber leadthrough Silencer for cooling blower (Noise reduction up to 8 dB(A)) Acoustic enclosure for cooling blower (Noise reduction 15 - 23 dB(A)) Cable extension Factory acceptance test 	<p>Features:</p> <ul style="list-style-type: none"> Vibration isolation < 6 Hz Coarse filter unit Fully automatic pneumatic load compensation Automatic centering of the armature High cross-axial stiffness Minimum maintenance effort Made in Germany Servicehotline
--	---	--

TECHNICAL PARAMETERS Amplifier BAA 1000-E

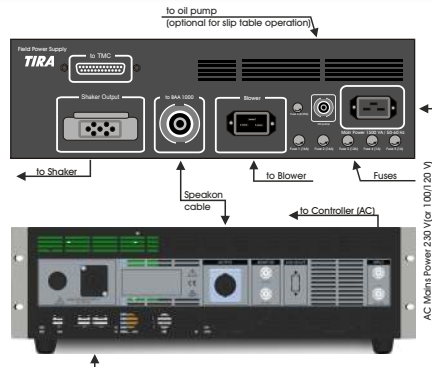

Output power _{RMS}	1200 VA
Frequency range	DC - 20 kHz
Voltage-/Current mode	yes/yes
Voltage _{RMS} max.	72 V
Current _{RMS} max.	18 A
Signal input voltage _{RMS}	< 5 V
Distortion	< 0.1 %
Signal to noise ratio	> 90 dB
Field power supply (FPS)	yes (external)
Field voltage, max.	70 V
Field current, max.	3.2 A
Total mass (Amplifier+FPS)	57 kg
Dimensions (Amplifier+FPS, WxHxD)	483 x 293 x 585 mm
Power supply Amplifier (Standard)	1~ / N / PE 230 V ±5% 50 Hz CEE 7/7
Power supply FPS (Standard)	1~ / N / PE 230 V ±5% 50 Hz CEE 7/7
Recommended fuse protection (Standard)	each one 16 A slow
Max. power consumption at 230 V (Amplifier)	2.7 kVA
Max. power consumption at 230 V (FPS+blower)	2.5 kVA
Interlocks:	Overload, temperature, clipping

Features:
High Signal to noise ratio of > 90 dB

TECHNICAL PARAMETERS Cooling blower TB 0140

Volume flow rate	max. 140 m ³ /h
Total pressure difference	max. 150 mbar
Power	1.1 kW
Frequency	50 Hz
Hose diameter	50 mm
Hose length (Std.)	5 m
Total mass	16 kg
Dimensions (WxHxD)	286 x 302 x 292 mm
Sound pressure level, max.	max. 63 dB(A)
Power supply (standard)	by Field power supply (FPS)
Max. current consumption at 400 V	7.3 A

Options:
 Silencer TB 0140-SI (Noise reduction up to 8 dB(A))
 Dimensions (LxD): 308 x 82 mm
 Mass: 0.2 kg
 Acoustic enclosure TB 0140-AE (Noise reduction 15 - 23 dB(A))
 Dimensions (WxHxD): 650 x 760 x 860 mm
 Mass: 45 kg
 Hose length according to customers request (up to 10 m)



Cooling blower TB 0140



Silencer TB 0140-SI (optional)



Acoustic enclosure TB 0140-AE (optional)